

QUALITY & ENVIRONMENTAL MANAGEMENT SYSTEM

CARBON REDUCTION PLAN 2024 Update

Issue 1

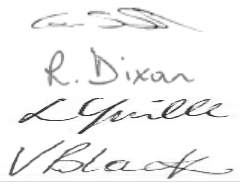


June 2024



FAIRHURST

CONTROL SHEET

CLIENT: Internal
PROJECT TITLE: Quality & Environmental Management System
REPORT TITLE: Carbon Reduction Plan - 2024 Update
PROJECT REFERENCE: 43789
DOCUMENT NUMBER: 43789/2418

Original Issue	Issue 1 FINAL		Name		Signature		Date	
	Prepared by	Graeme Smith				07 June 2024		
		Rachael Dixon						
		Lyndsay Yuille						
Checked by	David Fletcher				07 June 2024			
	Valerie Black							
Approved by	David Fletcher				07 June 2024			
Update Record	Issue	Date	Status	Description	Signature			
	2				Prepared By			
					Checked			
					Approved			
	3				Prepared By			
					Checked			
					Approved			
	4				Prepared By			
					Checked			
					Approved			

This document has been prepared in accordance with the Fairhurst Quality and Environmental Management System.

Fairhurst is the trading name of Fairhurst Group LLP, a limited liability partnership registered in Scotland with the registered number SO307306 and registered office at 43 George Street, Edinburgh EH2 2HT.

1.0 INTRODUCTION

1.1 General

Fairhurst (the “Firm”) is committed to the reduction of the carbon footprint of the Firm’s activities as part of a managed programme to achieve net zero status.

This document is the Carbon Reduction Plan (also known as the Climate Action Plan) which sets out the policies, procedures and details of the Carbon Reduction process.

This Plan is supported by all the Partners and will be driven to completion by the Partners as Senior Management.

This Plan covers all the activities of Fairhurst Group LLP including the associated trading companies:-

- Fairhurst
- J W H Ross
- Sanderson Associates

This document is the 2024 Update to the Fairhurst Carbon Reduction Plan.

2.0 BASELINE

2.1 Determination of Baseline

Due to the impact of the COVID-19 pandemic on the Firm’s activities, the environmental data for 2020 and 2021 can generally be discounted as they do not accurately reflect the activities of the Firm.

The baseline calculations are therefore based on 2019.

2.2 Baseline Figures

The baseline figures have been calculated as follows:-

2019					
AREA	t CO ₂ e	Personnel Numbers	t CO ₂ e per head	Turnover (£ million)	t CO ₂ e per £m t/o
Scope 1	359.8	565	0.637	£46.2	7.79
Scope 2	207.1		0.367		4.48
Scope 3*	-				
TOTAL	566.9		1.004		12.27

Note: A Scope 3 baseline has not been established at this time as it is dependent on the carbon reduction plans of our value chain. A process is being established as part of this Carbon Reduction Plan to identify, record, monitor the Scope 3 Carbon Emissions of the Firm and put in place a programme for reduction with our value chain.

Table 2.2 Baseline Figures

3.0 CARBON REDUCTION TARGETS

Table 3.1 below provides details of the carbon reduction targets that Fairhurst have developed to achieve the ultimate goal of net zero:-

YEAR	DESCRIPTION	TARGET REDUCTION
2019	Baseline (Scope 1 & 2)	Baseline
2022	Ongoing energy improvements through ISO 14001.	20% reduction Scope 1 & 2 from baseline.
2023	Establish Scope 1 and 2 Baseline and Carbon Reduction Plan.	30% reduction Scope 1 & 2 from baseline.
2024	Establish measurement and monitoring of Scope 3 and key supplier engagement.	35% reduction Scope 1 & 2 from baseline.
	Establish programme and timescales for Office Level Scope 1 and 2 Carbon Reduction Plan	
2025	Establish costed programme and timescales for Scope 1 and 2 Carbon Reduction Plan	40% reduction Scope 1 & 2 from baseline.
	Establish Scope 3 Baseline	
2026	Establish programme and timescales for Office Level Scope 3 Carbon Reduction Plan	50% reduction Scope 1 & 2 from baseline.
2027	Establish costed programme and timescales for Scope 3 Carbon Reduction Plan	60% reduction Scope 1 & 2 from baseline.
2030	Implement Scope 3 Carbon Reduction Plan.	75% reduction for all Fairhurst operations. <i>Scope 1 & 2 emissions</i> <i>Scope 3 emissions reduction targets to be established in due course</i>
2040	Implement Scope 3 Carbon Reductions	90% reduction for all Fairhurst operations. <i>Scope 1 & 2 emissions</i> <i>Scope 3 emissions reduction targets to be established in due course</i>
2045	Implement Scope 3 Carbon Reductions	100% reduction, net zero all Fairhurst operations <i>Scope 1, 2 & 3 emissions</i>

Table 3.1 Carbon Reduction Targets

Table 3.2 below provides details of the areas that Fairhurst can use to provide carbon reduction:-

AREA	DESCRIPTION	TARGET
Heating and Energy Use Owned /Controlled Offices	Gas for heating	Plan and implement energy reduction schemes Reduce gas usage Transition from gas to electric over the longer term.
	Electricity	Plan and implement energy reduction schemes Prepare a plan to transfer to 100% renewable sources and implement.
Heating and Energy Use Leased Offices	Gas for heating	Encourage landlords to reduce gas usage. Encourage landlords to transition from gas to electric over the longer term.
	Electricity	Reduce electricity usage Encourage landlords to transfer to 100% renewable sources.
	All energy supplies	Encourage landlord to establish carbon baseline Encourage landlord in energy reduction schemes
		Consider rationalisation / reduction of office space. Consider carbon footprint and carbon reduction plan when assessing extension to leases and new office premises
Seek Carbon Reduction Plans from Landlords		
Business Travel	Transport	Minimise domestic air travel
		Accurately define international travel (aircraft type)
		Encourage public transport use
		Consider increased use of hire cars in preference to grey fleet. Encourage hire of PHEV / EV vehicles where practicable.
		Review fleet management procedures to consider energy use/reduction. Plan and implement change to PHEV / EV vehicle fleet where practicable.

AREA	DESCRIPTION	TARGET
Commuting/Hybrid Working	Transport	Carry out yearly survey of employee commuting, establish commuting benchmark. Carry out yearly survey of employee home working, energy usage / efficiency. Encourage cycle to work and season ticket schemes for commuting Encourage energy efficiency at home Plan and implement reduction in office car parking provision where practicable.
Supply Chain		Identify key supply chain partners
		Obtain Carbon Reduction Plans (from key partners)
		Add Carbon Reduction to Approved Supplier Questionnaire
		Monitor performance of key supply chain partners
Offsetting		Consider opportunities to purchase verified Gold Standard Carbon Offset where further reductions through efficiency and process change cannot be realised.

Table 3.2 Carbon Reduction Implementation

The ability of Fairhurst to influence significant operational and embodied carbon reductions through the design of our Clients’ projects, represents a potential carbon reduction many orders of magnitude greater than the current carbon footprint of the Firm. Our approach to identifying and mitigating Environmental Aspects and Impacts (including low carbon design) on our Clients’ projects is managed and reported through our ISO 14001 QEMS procedures.

4.0 POLICY

The Firm is committed to promoting awareness of carbon reduction at all levels throughout the organisation, ensuring that planned targets and programmes will be achieved.

The Firm’s Carbon Reduction Plan Policy Statement is included in **Appendix 1**.

5.0 REPORTING OF EMISSIONS DATA

The current emissions data is given in Table 5.1 below:-

Global Emissions Data 01 Jan 2019 – 31 Dec 2023			
Description	Global t CO ₂ e		
	2019 (Baseline)*	2022	2023
Scope 1	359.8	231.5	248.1
Scope 2	207.1	149.8	159.2
Scope 3			651.9**
Total Gross Emissions	566.9	381.3	1059.2
Carbon Offsets	-	-	
Green Tariff	-	-	
Total Annual Net Emissions	566.9	381.3	1059.2

* - 2019 is baseline for Scope 1 and 2 only

** - excludes supply chain

Table 5.1 Emissions Data

6.0 SCOPE 3 REPORTING

The Scope 3 reporting is still being fully analysed and therefore the exclusion and comments are detailed in Table 6.0 below. It is intended that 2024 establishes the baseline information for Scope 3 with an initial estimate of supply chain values:-

AREA	COMMENTS
UK Electricity	kWh for serviced offices has been estimated using data from other offices Gas usage in serviced offices currently excluded
T&D – UK Electricity	Values for serviced offices have been estimated using data from other offices
Water Supply	Estimated using CIRIA figures
Water Treatment	Estimated assuming water quantity is same as usage
Material Use	Current analysis is limited to paper and IT equipment
Waste Disposal	Estimated using limited data from two offices where full waste records provided
Business Travel	Some trips have been estimated due to lack of records
Homeworking	Based on snapshot of homeworking habits
Commuting	Based on snapshot of commuting habits
Procured Services	Not yet analysed
Investments	Currently excluded but considered to be zero

Table 6.0 Scope 3 Comments and Exclusions

Appendix 1

CARBON REDUCTION PLAN POLICY STATEMENT

Fairhurst (the Firm) is aware of the environmental impact of the Firm's business activities and is committed to reducing the subsequent impact on the planet, climate change and the general environment.

As part of this commitment, the Firm has committed to achieving net zero status by 2045 and will encourage key supply chain Partners to achieve the same goals.

The Firm has developed a Carbon Reduction Plan in order to define, monitor and review meaningful progress as part of the commitment to net zero. This Plan will be reviewed regularly, and as part of the Management Review process, to ensure it remains current, appropriate and in line with Government targets and ensuing legislation. The commitment to achieve net zero will be a fundamental element of the Firm's Business Plan and will be driven by Senior Management.

All of our people will receive the necessary information, training and support required to ensure their work activities comply and align with the overall aims and targets of the Firm with regard to carbon reduction.

The Firm will set meaningful and achievable objectives as part of the Quality and Environmental Management System and progress in completing these will be reported on a regular basis to Senior Management.

Signed (on behalf of all the Partners)



D J Fletcher Partner with defined roles and authority for the QEMS



S J Holmes Senior Partner

December 2023

CIVIL ENGINEERING • STRUCTURAL ENGINEERING • TRANSPORTATION • ROADS & BRIDGES
PORTS & HARBOURS • GEOTECHNICAL & ENVIRONMENTAL ENGINEERING • PLANNING &
DEVELOPMENT • WATER SERVICES • HEALTH & SAFETY / CDM SERVICES

www.fairhurst.co.uk

Aberdeen	Leeds
Birmingham	London
Bristol	Newcastle upon Tyne
Dundee	Plymouth
Edinburgh	Sevenoaks
Elgin	Taunton
Glasgow	Thurso
Huddersfield	Watford
Inverness	Westhill

FAIRHURST